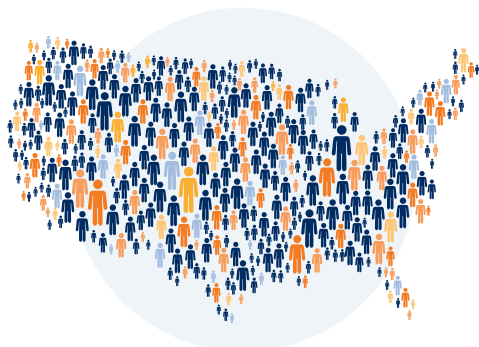


MEDICARE ADVANTAGE

The Choice of America's Seniors



For more information please contact Tricia Guay at tguay@achp.org.



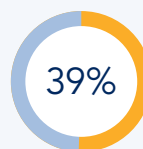
Medicare Advantage (MA) provides America's seniors a convenient, coordinated option for their health coverage and drives greater value and accountability in the Medicare program. The evidence is clear: MA works, providing exceptional coverage and care for **more than 30 million seniors and growing**. The program provides all the benefits of traditional Medicare, plus enhanced benefits, high value coverage, better health outcomes, greater transparency and superior customer experience—all at a lower price.

Serving a Diverse, Rapidly Growing Population



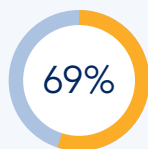
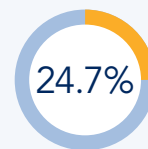
Enrollment in traditional Medicare is slowing; in 2023, fee-for-service Medicare enrollment dropped by more than 1 million people, even as MA enrollment grew by more than 2 million people.¹

MA is the choice of low-income Medicare beneficiaries.

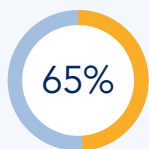


More than 39% of seniors in MA have annual incomes of less than \$25,000.²

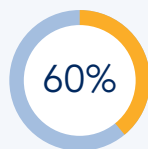
Only 27% of MA seniors earn \$50,000 or more.²



Hispanic Americans



African Americans



Asian Americans



Seniors are choosing MA in record numbers.

In 2023, more than 51 percent of all Medicare beneficiaries are enrolled in MA.⁶

Choose MA over traditional Medicare⁵



Since 2014, Medicare Advantage enrollment has doubled.

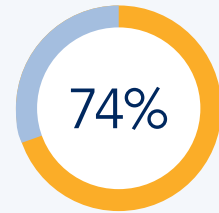
More for Every Health Care Dollar

MA costs U.S. taxpayers **17% less per enrollee than traditional Medicare**—while offering additional benefits and services.³

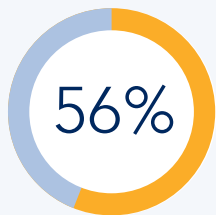


MA enrollees spend **\$2,434 less** in total annual health spending than fee-for-service Medicare.⁴

MA incentivizes health plans, providers and health systems to closely coordinate care to improve health outcomes and reduce costs. In areas where MA is prevalent, doctors employ those innovations learned with MA when caring for patients in traditional Medicare – creating efficiencies and providing higher quality care.



74% of seniors pay no premium for MA and the program caps out-of-pocket expenses, giving seniors predictability and **REAL control over costs**.³



Seniors enrolled in MA pay **56% less than seniors enrolled in traditional Medicare**.⁷

MA plans offer additional benefits to enrollees that are not offered under traditional Medicare.

Additional MA Benefit Prevalence, 2023⁸

Dental	98%
Vision	100%
Telehealth	98%
Hearing	99%
Over-the-Counter Benefits	90%
Fitness	99%

Higher Standards, Quality Coverage

MA outperforms traditional Medicare on health outcomes and keeps seniors healthy.



24% fewer avoidable hospitalizations.⁹



13% fewer visits to emergency rooms for the same chronic conditions than traditional Medicare beneficiaries.¹⁰



59% lower rate of acute hospitalizations.⁹



Severity of diabetes complications was **21% lower** in Medicare Advantage than traditional Medicare.¹¹



MA plans outperform fee-for-service Medicare on all 16 clinical quality measures, including prescription drug adherence and access to medications.¹²



MA provides a better experience, outperforming fee-for-service Medicare on measures such as getting appointments and care quickly, personal rating of health care quality and personal rating of a drug plan.¹²

DID YOU KNOW?

MA prioritizes **quality over volume of care** – encouraging more effective, coordinated and managed health care.



MA utilizes the CMS Star Ratings system to measure and publicly report plan performance – providing complete transparency.



MA is the only government health program that measures and rewards quality coverage and care.



@_ACHP



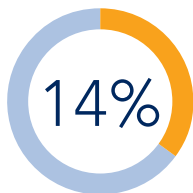
achp.org

The ACHP Difference¹³

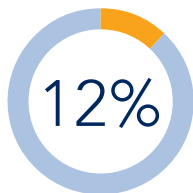
ACHP Member companies cover more than 14% of all beneficiaries in 5-Star plans—despite the fact that ACHP members represent approximately **10 percent of total Medicare Advantage** enrollees.



of seniors covered by ACHP member companies are enrolled in a **5 Star Plan.**



ACHP share of beneficiaries in 5-Star Plans



ACHP share of beneficiaries in all of MA

ACHP plans, on average, performed better on **35 out of 42 measures** than other MA Plans.



Nearly **one-fifth of all 5-star plans** were offered by ACHP member companies.



More than half of all ACHP member companies report **roughly 90 percent of enrollees stick with their MA plan year after year.**

Citations

1. Medicare Monthly Enrollment – August 2023,” CMS Data, January 2024. <https://achp.pub/Medicare-Enrollment-2023>
2. “The Economics of Medicare Advantage vs Medicare Supplement Enrollment,” eHealth. March 2023. <https://achp.pub/eHealth-Economics>
3. “MedPAC March 2023 Report to the Congress: Medicare Payment Policy” (MedPac), accessed January 2024, pg 23. <https://achp.pub/MedPAC-2023-Report>
4. “Medicare Advantage Beneficiaries Spend Less on Health Care Premiums and Out-Of-Pocket Costs than Fee-For-Service Beneficiaries” ATI Advisory. March 2023. Figure 3. <https://achp.pub/ATI-Advisory-MA-Spend>
5. “Comparing Medicare Advantage Across Race and Ethnicity” ATI Advisory. August 2023, pg 7. <https://achp.pub/ATI-Advisory-Comparing-MA>
6. Nancy Ochieng, et al. “Medicare Advantage in 2023: Enrollment Update and Key Trends” KFF, August 9, 2023. <https://achp.pub/MA-Enrollment-Update-2023>
7. “Medicare Advantage Beneficiaries Spend Less on Health Care Premiums and Out-Of-Pocket Costs than Fee-For-Service Beneficiaries” ATI Advisory. March 2023. Figure 3 (Calculate percent difference). <https://achp.pub/MA-Beneficiary-Spend>
8. Meredith Freed, et al. “Medicare Advantage in 2023: Premiums, out-of-Pocket Limits, Cost Sharing, Supplemental Benefits, Prior Authorization, and Star Ratings.” KFF, August 9, 2023. <https://achp.pub/MA-2023-KFF>
9. “New Research from Inovalon and Harvard University Finds Medicare Advantage Beneficiaries Have Superior Quality Outcomes Relative to Traditional Medicare” Inovalon. November 1, 2023. <https://achp.pub/MA-Outcomes-2023>
10. “Analysis of Medicare Advantage Enrollee Demographics, Utilization, Spending, and Quality Compared to Fee-for-Service Medicare Among Enrollees with Chronic Conditions,” Avalere. June 2023, pg 2. <https://achp.pub/MA-Analysis-2023>
11. “Comparing Detection, Treatment, Outcomes, and Spending for Patients with Type 2 Diabetes Between Medicare Advantage and Fee-for-Service Medicare.” Avalere. January, 2023. <https://achp.pub/Diabetes-in-Medicare-23>
12. Ochieng, Nancy. “Beneficiary Experience, Affordability, Utilization, and Quality in Medicare Advantage and Traditional Medicare: A Review of the Literature.” KFF, September 16, 2022. <https://achp.pub/MA-Experience-2022>
13. Based on ACHP internal data and 2024 CMS Star Ratings.